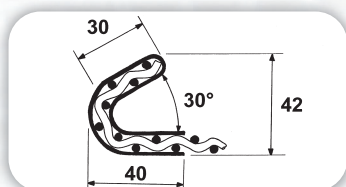


crochets de tension

fiche technique

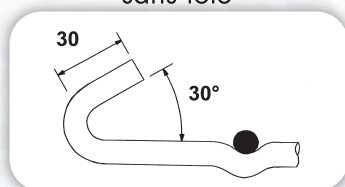
CN11

avec ou sans soudure



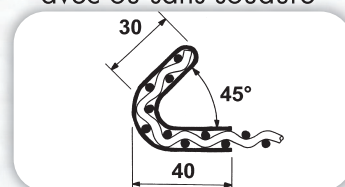
CF33

sans tôle



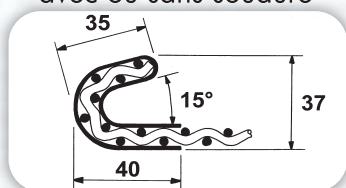
CL45

avec ou sans soudure



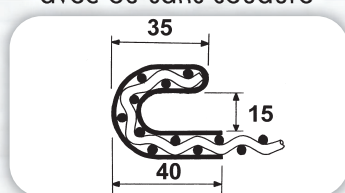
CC15

avec ou sans soudure



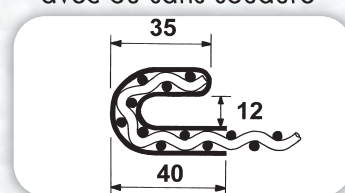
CR22

avec ou sans soudure



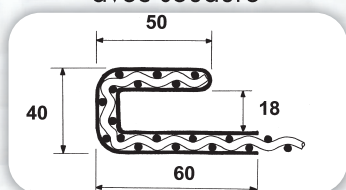
CL10

avec ou sans soudure



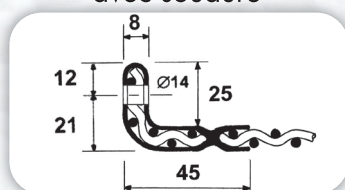
CR18L

avec soudure



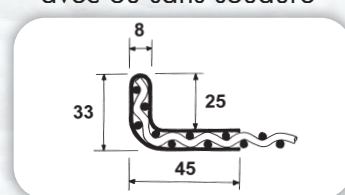
CV66

avec soudure



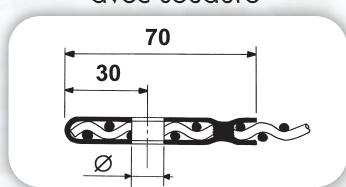
CD66

avec ou sans soudure



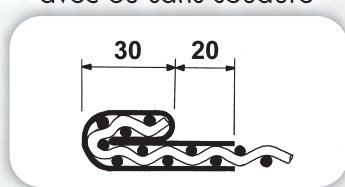
CP55

avec soudure



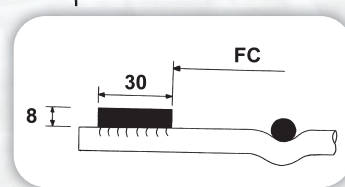
CPL30

avec ou sans soudure



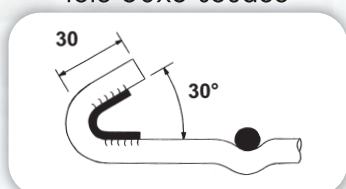
CPLS8x30

plat 8x30 soudé

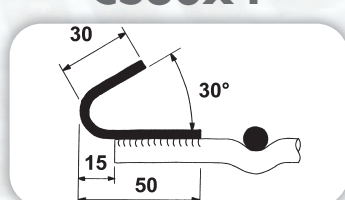


CS60x3

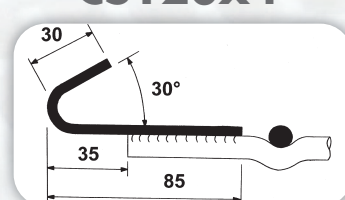
Tôle 60x3 soudée



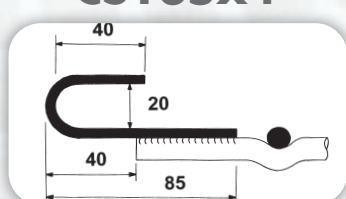
CS80x4



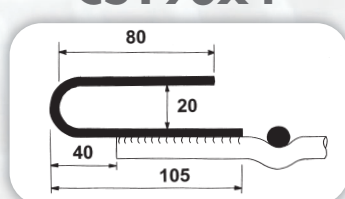
CS120x4



CS135x4



CS190x4



CPE

Grille PERMATECH

